

PROFESSIONAL &
MASTER SERIES

RANGETOPS & COOKTOPS

GAS RANGETOPS

PROF486GRTBXT	Professional Series - 48" gas rangetop - 6 brass burners + griddle
MAST486GRTBXT	Master Series - 48" gas rangetop - 6 brass burners + griddle
PROF366RTBXT	Professional Series - 36" gas rangetop - 6 brass burners
MAST366RTBXT	Master Series - 36" gas rangetop - 6 brass burners
MAST366RTXE	Master Series - 36" gas rangetop - 6 aluminum burners



PROF366RTBXT



MAST366RTXE



MAST486GRTBXT

- 19,000 BTU power burner with dual ring flame delivering fastest time-to-boil in class
- Electric griddle: 1100 Watts (48" model only)
- Cast iron professional grade grates
- Propane conversion kit included
- Thermocouple gas shut-off safety
- Wok ring, simmer plate and 3/4" backguard included
- 48" dimensions: W 47-7/8" / H 7-5/8" - D 25-1/4"
- 36" dimensions: W 35-3/4" / H 7-5/8" (with grates) / D 25-1/4"

INDUCTION RANGETOPS

MAST365IRTXT	Master Series - 36" Induction rangetop - 5 Burner
PROF365IRTXT	Professional Series - 36" Induction rangetop - 5 Burner



MAST365IRTXT

- 5 induction cooking zones/1 bridge zone
- 9+Booster
- Residual heat indicator
- Island Trim included
- Dimensions: W 35-3/4" / H 6 5/8" / D 25-1/4"

GAS COOKTOPS - FRONT CONTROLS

PROF244CTXV	Professional Series - 24" gas cooktop - 4 aluminum burners - low profile maintop
PROF305CTXV	Professional Series - 30" gas cooktop - 5 aluminum burners - low profile maintop
PROF365CTXV	Professional Series - 36" gas cooktop - 5 aluminum burners - low profile maintop



PROF244CTXV



PROF365CTXV

- Aluminum burners 750-13,000 BTU (24" & 30")
- Aluminum burners 750-18,000 BTU (36")
- Cast iron grates
- Propane conversion kit included
- Thermocouple gas shut-off safety
- Easy to clean one-piece surface
- Slim depth installation compatible
- 36" dimensions: W 35-13/16" / H 1-1/2" / D 21-11/16"
- 24" dimensions: W 23-1/4" / H 1-1/2" / D 19-5/8"

PROFESSIONAL &
MASTER SERIES


COOKTOPS

GAS COOKTOPS - SIDE CONTROLS


PROF366QBXT	Professional Series - 36" Drop-in Gas Cooktop 6 Brass Burners
MAST366QBXT	Master Series - 36" Drop-in Gas Cooktop 6 Brass Burners
PROF365QBXT	Professional Series - 36" Drop-in Gas Cooktop 5 Brass Burners
MAST365QBXT	Master Series - 36" Drop-in Gas Cooktop 5 Brass Burners
PROF365QXE	Professional Series - 36" Drop-in Gas Cooktop 5 Aluminum Burners
MAST365QXE	Master Series - 36" Drop-in Gas Cooktop 5 Aluminum Burners
PROF304QBXT	Professional Series - 30" Drop-in Gas Cooktop 4 Brass Burners
MAST304QBXT	Master Series - 30" Drop-in Gas Cooktop 4 Brass Burners
PROF304QXE	Professional Series - 30" Drop-in Gas Cooktop 4 Aluminum Burners
MAST304QXE	Master Series - 30" Drop-in Gas Cooktop 4 Aluminum Burners



PROF366QBXT



MAST365QBXT



MAST365QXE



PROF304QXE



MAST304QXE

- 18000 BTU power burner with dual ring flame delivering fastest time-to-boil in class
- Cast iron professional grade grates
- Propane conversion kit included
- Thermocouple gas shut-off safety
- Wok ring, simmer plate
- Dimensions - 36" high profile: W 36-13/32" / H 1-3/8" / D 21-1/4"
 - 36" low* profile: W 36-13/16" / H 2-11/16" / D 21-1/4"
 - 30" low* profile: W 29-7/16" / H 2-5/8" / D 21-1/4"
 *Low profile: the height is integrated in countertop

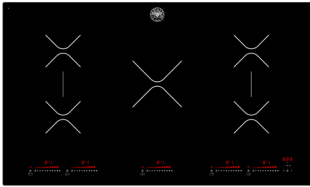
PROFESSIONAL &
MASTER

COOKTOPS

INDUCTION COOKTOP - TOUCH CONTROLS

P365IAE Professional/Master Series - 36" induction cooktop - 5 zones

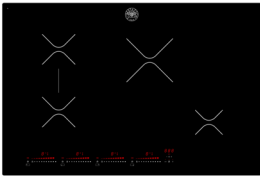
P304IAE Professional/Master Series - 30" induction cooktop - 4 zones



- Bevelled ceramic glass
- 14 Power levels
- Timed cooking function for each heating zone
- Digitally controlled sensors and residual heat indicators
- Wear-resistant ceramic glass surface, easy to clean

P365IAE

- Induction zones of up to 5500W
- Max Amp usage: 11100 W - power rating: 48 A
- 2 bridge cooking zones
- 36" dimensions: W 34 5/8" / D 20 15/32" / H 2 7/16"



P304IAE

- Induction zones of up to 3700W
- Max Amp usage: 7400 W - power rating: 32 A
- 1 bridge cooking zone
- 30" dimensions: W 30 11/16" / D 20 15/32" / H 2 7/16"

INDUCTION DOWNDRAFT COOKTOP

PE364IDDNET Professional/Master Series - 36" induction downdraft cooktop



- 4 induction zones of up to 3700W
- 2 bridge cooking zones
- Digital touch-through-glass slide control
- Central downdraft 400 CFM
- Dishwasher safe aluminum mesh grease filter
- Can be installed vented or recirculated
- 1.5 Sones (min sound level)
- Dimensions: W 36 1/16" / D 20 1/4" / H 8 1/4"

ELECTRIC COOKTOP

PE304CER Professional/Master Series - 30" electric cooktop - 4 zones

PE244CER Professional/Master Series - 24" electric cooktop - 4 zones



PE304CER

- Ceramic glass
- Front Touch Controls
- Residual heat indicator
- ADA Compliant

PE304CER

- 4 zones with flexible heating areas of up to 2300W
- Dimensions: W 30" / H 3-1/8" / D 20-1/2"

PE244CER

- 4 zones with flexible heating areas of up to 1800W
- Dimensions: W 24" / H 3-1/8" / D 20-1/2"